

CATIE'S DIARY

LIST OF ALL COMPONENTS



14 Scenario cards



7 Catie's Diary cards



1 Scenario sheet



1 Catie's Body card



1 Catie tokens help card



1 Catie miniature with 4 Rubber rings (only in miniature version)



2 District tiles



8 Catie Data tokens






1 Catie Body token

CATIE'S DIARY MINI EXPANSION

Catie's Diary contains one stand-alone story from the world of *Tamashii*. All components of this box are Locked at the beginning of the game and must be unlocked by completing the Catie's Diary Scenario. Since the Scenario is a difficult one, we only recommend it for experienced players.

CATIE TOKENS




These are new types of Data tokens. They are considered Basic Data tokens of type matching your current Core Data, with additional effects. Each  has two sides: one with  and the other with .

If Catie tokens are Unlocked, you may choose to include them in the game.

Playing with Catie's tokens makes the game easier.





Catie tokens setup



Make the following changes to the basic game setup:

- 4 b): instead of placing an additional Basic Data token into your Data bag, place 1 .

Catie tokens rules

Catie's tokens count as Basic Data tokens matching the color of the player's Core Data, but each time they are **launched** in a Pattern, player also **gain** the benefit depicted on the token:

-  – recover 1 .
-  – deal 1 .

Each time a Catie token is placed on the Launcher (during *refill*, *prepare*, or otherwise), a player decides to place it on its  or  side.